



# IPERAUTOMATICA Premium

## Description

IperAutomatica is the connection point between the OCS and the Vending ranges. In its new graphic design with photorealistic beverages icons which make the user experience even easier and more intuitive, IperAutomatica stands out for its professional components that offer a versatile solution for small enterprises, offices and Ho.Re.Ca applications. IperAutomatica offers a wide range of beverages thanks to the presence of 2 soluble containers. With a maximum height of 550 mm, it is perfect even for small spaces thanks to its compact dimensions; the water tank can be removed from three directions: from the top, from the left and from the right. It is easy to use and maintenance is also very fast thanks to the modular internal elements. It is also compatible with payment systems.

## Accessories

- USB key kit
- Eva-Dts kit
- Cabinet
- Hot water solenoid valve kit
- Water supply connection kit
- Dispensing area pedestal kit

## Main features

- Professional components (brewing unit, coffee grinder, boiler)
- Modular internal elements (modules: soluble, coffee grinder, coffee and water) for easy maintenance
- High dispensing area (145 mm)
- Photorealistic beverages icons
- Customisable tags
- New components for the management of soluble products (new canisters and a new mixer)
- Advanced circuit board that makes it possible to customize recipes, be compatible with the main payment systems protocols (MDB, BDV, Executive - external box required) and to record statistical data through an EVA-DTS protocol

## User interface

- Keypad with 8 direct selections
- 1 button for pre-selection
- Monochrome graphic display

## Technical data

## IperAutomatica Premium

### Structural specifications

Dimensions (w x h x d)	350 x 550 x 550 mm
Weight	30.2 kg

### Electrical specifications

Power supply	220-240V/50 Hz
Power pack	switching
Power consumption	1550 W

### Water specifications

Boiler	l
Boiler capacity	300 cc (1400 W)
Boiler material	brass
Water supply	with independent water tank (with lock)
Water supply connection	optional (via separate kit)

### Other specifications

Coffee beans canister	l
Instant products canister	2
Number of selections	8
Pre-selection	l
Mixer	l
Brewing unit	7 gr or 9 gr

### Capacities

Water canister	4 l
Coffee grounds tray	25 coffee grounds
Drip tray	l l

### Canisters capacity

Coffee beans	1.0 kg
Milk	0.35 kg
Chocolate	0.90 kg

## Technical specifications

- Full welded and painted metal main structure
- ABS plastic door with glossy effect
- Containers and tanks in food-contact approved resin
- No water signal (capacitive water level sensor)
- Software function setting the maximum number of coffee cycles permitted before the dump box/drip tray is removed and emptied
- Electronically controlled boiler temperature
- Internal humidity exhaust and air flow grids
- 48 W electromagnetic vibration pump
- Boiler safety valve
- General safety relay for 24 V components
- CE, VDE approved





Phedra Evo

 **Saeco**  


# Technical specifications.



## Technical data

### Structural specifications

	Phedra Evo Cappuccino	Phedra Evo Espresso	Phedra Evo TTT
Dimensions (w x h x d)	393 x 695 x 508 mm	393 x 695 x 508 mm	393 x 695 x 508 mm
Weight	37.5 kg	36.5 kg	36.5 kg (Espresso TTT version) 37.5 kg (Cappuccino TTT version)
Colour	black	black	black

### Electrical specifications

Power supply	220-240 V/50-60 Hz	220-240 V/50-60 Hz	220-240-120 V/50-60 Hz
Power consumption	1550 W	1550 W	1550 W

### Water specifications

Coffee boiler capacity	300 cc	300 cc	300 cc
Steam boiler	yes	no	no
Boiler material	brass	brass	brass
Hot water solenoid valve	yes	yes	yes

### Water supply connection

Water supply	by water main or internal tank or independent tank	by water main or internal tank or independent tank	by water main or independent tank
Connection to water main	3/4" (1 - 8 bars)	3/4" (1 - 8 bars)	3/4" (1 - 8 bars)

### Other specifications

Brewing unit	7 or 9 g	7 or 9 g	10 g
Mixer	2	2	2
Automatic milk frother	yes	no	no
Vending grinder	yes	yes	yes
Electronic pre-infusion	yes	yes	yes
Use of pre-ground coffee	no	no	yes
Height-adjustable cup rest grid	yes - 89-109-185 mm	yes - 89-109-185 mm	yes - 89-109-185 mm
Automatic milk frother washing function	yes	no	yes (Cappuccino TTT version)

### Capacities

Coffee bean container	1	1	1
Instant coffee container	2 - 3	2 - 3	3
Drip tray	1.8 l	1.8 l	1.8 l
Coffee grounds container	50	50	50

### Canister capacities

Coffee beans	1 kg	1 kg	1 kg
Instant coffee	0.33 kg	0.33 kg	no
Fresh brew pre-ground coffee	no	no	0.41 kg
Powdered milk	0.65 kg	0.65 kg	0.65 kg
Powdered chocolate	1.75 kg	1.75 kg	1.75 kg
Instant tea	1.5 kg	1.5 kg	1.5 kg

### Interface

3.5" TFT colour display	yes	yes	yes
Number of beverage selections	8	8	8
Number of pre-selections	2	2	2

### Energy efficiency class

A+	yes	yes	yes
----	-----	-----	-----



# Phedra Evo



## Main features


- Professional components (brewing unit, coffee grinder, boiler)
- Customizable labels
- Customizable Lexan front panel
- Circuit board allowing recipes to be customized, use of the main payment systems (MDB, BDV, Executive) and statistical data recording via EVA-DTS protocol
- Use of fresh milk (in the specific version)

## User interface

- 3.5" TFT colour display
- Keypad with 8 direct selections
- 2 pre-selections

## Accessories

- Eva-Dts kit
- Visible coffee canister kit
- Cabinet
- FR7L-N refrigerator
- Milk Cooler



**IDEARESTYLE**





# IDEARESTYLE

The Idea changes. Especially the sides, that are now flat, to reduce the front footprint and make it possible to place several machines in a line-up, according to the various needs, also without needing to disassemble anything or use special accessories kits.

All this means simple, rational use of spaces and fast assembly. This is the dream of operators in the food industry.

Idea Restyle is delivered in the elegant Classic Black version, with the new, optional interchangeable sides: changing its look according to the surrounding environment is now extremely easy.

Create your own mood, using 4 different shades of colour and an attractive wood-like effect, to provide a touch of modern elegance.



Classic Black \*



Style Wood \*\*



Minimal White \*\*



Creative Blue \*\*



Passion Red \*\*

\* standard version

\*\* couple of sides sold as accessory

[www.saecoprofessional.com/idearestyle](http://www.saecoprofessional.com/idearestyle)

THE MODULES

Coffee + Milk Modules



Idea Restyle Cappuccino



Coffee and fresh milk beverages

1 coffee beans canister

1 grinder

Independent hot water wand (right)

Independent steam wand (left)

Possibility to use pre-ground coffee

12 selections (espresso x 2, coffee x 2 included)

Easy one-touch beverage selection and machine programming

Simultaneous production of coffee, milk, hot water and steam

Possibility to dispense first milk then coffee or first coffee then milk or simultaneously (High Speed Cappuccino)



Idea Restyle Duo



Coffee and fresh milk beverages

2 coffee beans canisters

2 grinders

Independent hot water wand (right)

Independent steam wand (left)

Possibility to use pre-ground coffee

12 selections (espresso x 2, coffee x 2 included)

Easy one-touch beverage selection and machine programming

Simultaneous production of coffee/milk, hot water and steam

Possibility to dispense first milk then coffee or first coffee then milk or simultaneously (High Speed Cappuccino)

Possibility to program the coffee container to be used for each beverage



Idea Restyle Power Steam



Coffee and fresh milk beverages

1 coffee beans canister

1 grinder

Independent hot water wand (right)

Independent steam wand (left), automatic dispensing at the programmed temperature

Possibility to use pre-ground coffee

12 selections (espresso x 2, coffee x 2 included)

Easy one-touch beverage selection and machine programming

Simultaneous production of coffee/milk, hot water and steam

Possibility to dispense first milk then coffee or first coffee then milk or simultaneously (High Speed Cappuccino)

Coffee Modules



Idea Restyle Luxe



Coffee beverages

1 coffee beans canister

1 grinder

Independent hot water wand (right)

Independent steam wand (left)

Possibility to use pre-ground coffee

7 selections (espresso x 2, coffee x 2 included)

Easy one-touch beverage selection and machine programming

Simultaneous production of coffee, hot water and steam



Idea Restyle Coffee



Coffee beverages

1 coffee beans canister

1 grinder

Possibility to use pre-ground coffee

6 selections (espresso x 2, coffee x 2 included)

Easy one-touch beverage selection and machine programming



IDEA RESTYLE CAPPUCCINO. A CLOSE LOOK.

Self-cleaning automatic  
cappuccinatore

High coffee beans  
container capacity



High coffee grounds  
drawer capacity

3 hydraulic  
circuits

Cup warmer

Height-adjustable  
coffee dispenser

Pre-ground  
coffee option

Backlit capacitive interface  
with 3.5" colour display



Independent  
steam wand

Brewing unit  
removable and  
washable

Independent hot  
water wand

CREATE YOUR STYLE WITH THE 5 NEW COLOURS.

MINIMUM FOOTPRINT, MAXIMUM MODULARITY.



Classic Black \*



Style Wood \*\*



Minimal White \*\*



Creative Blue \*\*



Passion Red \*\*



Idea Restyle Cappuccino



Idea Restyle Cappuccino + Idea Restyle Milk



Idea Restyle Luxe + Idea Restyle Cups + Idea Restyle Cappuccino + Idea Restyle Milk

\* standard version  
\*\* couple of sides sold as accessory

TECHNICAL DATA



Idea Restyle Cappuccino



Idea Restyle Duo

<b>Structural specifications</b>		
Dimensions (w x h x d)	410 x 720 x 545 mm	410 x 720 x 545 mm
Weight	56.7 kg	58.9 kg
<b>Electrical specifications</b>		
Power supply	208-220-230-240 V/50-60 Hz	208-220-230 V/50-60 Hz
Maximum power consumption	3300 W	3300 W
<b>Water specifications</b>		
Water/steam boiler capacity	1.7 l	1.7 l
Coffee boiler capacity	400 cc	400 cc
Stainless steel articulated steam wand	•	•
Stainless steel hot water wand	•	•
<b>Water connections</b>		
Standard water supply	water supply	water supply
Optional water supply	pump/independent water tank kit	pump/independent water tank kit
Water connection	3/4" (1-8 bar)	3/4" (1-8 bar)
<b>Capacity</b>		
Coffee beans container capacity	1 – 2.1 kg each	2 – 2.1 kg each
Coffee grounds drawer capacity	100	100
<b>Other specifications</b>		
Simultaneous preparation of two cups	•	•
Simultaneous dispensing of beverages, hot water and steam	•	•
Grinder equipped with 64 mm ceramic blades	1	2
Automatic cappuccinatore	•	•
Brewing group	9/14 gr (standard) or 7/9 gr (optional)	9/14 gr (standard) or 7/9 gr (optional)
Height-adjustable coffee spout	•	•
Adjustable grinder	•	•
Electronic pre-brewing	•	•
Programming of the amount of ground beans used	•	•
Programming of the amount of milk used	•	•
Programming of the amount of water used	•	•
Programming of the servings	•	•
Possibility to dispense additional mixing water in coffee beverages	•	•
Possibility to use pre-ground coffee	•	
Pre-warming cup surface	•	
Automatic servings counter	•	•
3.5" colour display	•	•
Capacitive backlit keyboard with colour icons	•	•
Number of programmable direct selections	12	12
Number of preselections (with pre-ground coffee)	7	
<b>Performances</b>		
Continuous steam production (without damps)	•	•
Hot water production/hour (150 cc cup)	400	400
Coffee preparations/hour (30 cc cup)	150	150
Cappuccino preparations/hour (150 cc cup)	60	60



Idea Restyle Power Steam



Idea Restyle Luxe



Idea Restyle Coffee

410 x 720 x 545 mm	410 x 720 x 545 mm	410 x 720 x 545 mm
54 kg	57.2 kg	47 kg
220-230 V/50-60 Hz	220-230 V/50-60 Hz	220-230 V/50-60 Hz
3300 W	3300 W	1600 W
1.7 l	1.7 l	
400 cc	400 cc	400 cc
• automatic dispensing at the programmed temperature	•	
•	•	
water supply	water supply	water supply
pump/independent water tank kit	pump/independent water tank kit	pump/independent water tank kit
3/4" (1-8 bar)	3/4" (1-8 bar)	3/4" (1-8 bar)
1 – 2.1 kg each	1 – 2.1 kg each	1 – 2.1 kg each
100	100	100
•	•	•
•	•	
1	1	1
•		
9/14 gr (standard) or 7/9 gr (optional)	9/14 gr (standard) or 7/9 gr (optional)	9/14 gr (standard) or 7/9 gr (optional)
•	•	•
•	•	•
•	•	•
•	•	•
•	•	
•	•	•
•	•	•
•	•	•
•	•	•
•	•	•
12	7	6
7	3	3
•	•	
400	400	
150	150	150
60		

ACCESSORIES MODULES

Idea Restyle Milk



With Idea Restyle Milk, with a compressor-refrigerating unit, cool milk for frothing is always at hand. Its temperature can be adjusted with the aid of the thermostat and checked on the display. Furthermore the Idea Milk is equipped with a pre-warming surface.

Technical data	
Dimensions (w x h x d)	410 x 650 x 545 mm
Weight	38 kg
Power supply	220-230-240 V/50-60 Hz
Power consumption	230 W
Refrigerating unit power supply	70 W
Refrigerated compartment capacity	8 l
Refrigerator temperature adjustment range	-15°C / 8°C
Ecological cooling gas	R 134A


Idea Restyle Cups



With Idea Restyle Cups up to 45 cups can conveniently be stored and pre-warmed while only a minimum of space is occupied. That makes this module the perfect addition for places requiring frequent and fast coffee preparation. Idea Restyle Cups is also equipped with a drawer for accessories.

Technical data	
Dimensions (w x h x d)	410 x 650 x 545 mm
Weight	32.5 kg
Wire basket material	stainless steel
Power supply	100-208-230-240 V/50-60 Hz
Power consumption	320 W
Pre-warming cup surface	2 (independent)
Cups wire baskets	2 (up to 45 cups)





au *Lika*



*Lirika*

THE MODELS




Aulika Top / Top RI  
High Speed Cappuccino



- Capacities**  
1 kg coffee beans  
4 l water  
40 coffee grounds  
1 l drip tray
- One-Touch / High Speed Cappuccino**  
2 coffee cups simultaneously  
Hot water / steam wand  
Double boiler; double pump
- Cappuccinatore**  
Integrated Pinless Wonder
- Base for accessories and with extra capacity for coffee grounds  
Water supply connection (optional in Top version)  
Key locks  
Steel conical blades
- Compatibility with payment systems



Aulika Office



- Capacities**  
1 kg coffee beans  
4 l water  
40 coffee grounds  
1 l drip tray
- 2 coffee cups simultaneously  
Hot water wand  
Single circuit
- Base for accessories and with extra capacity for coffee grounds  
Key locks  
Steel conical blades
- Compatibility with payment systems



Aulika Focus



- Capacities**  
350 gr coffee beans  
2.2 l water  
18 coffee grounds  
1 l drip tray
- One-Touch cappuccino**  
2 coffee cups simultaneously  
Hot water wand  
Double boiler; double pump
- Cappuccinatore**  
Integrated Pinless Wonder
- Cup warmer  
Pre-ground coffee option  
Steel conical blades



Royal Gran Crema



- Capacities**  
350 gr coffee beans  
2.2 l water  
18 coffee grounds  
1 l drip tray
- Milk from steam wand**  
2 coffee cups simultaneously  
Hot water / steam wand  
Single circuit
- Cappuccinatore**  
Tuono on steam wand
- Cup warmer  
Pre-ground coffee option  
Steel conical blades




Lirika OTC



- Capacities**  
500 gr coffee beans  
2.5 l water  
15 coffee grounds  
0.5 l drip tray
- One-Touch cappuccino**  
2 coffee cups simultaneously  
Hot water dispenser (no steam)  
Single circuit
- Cappuccinatore**  
Integrated Pinless Wonder
- Ceramic blades




Lirika Plus



- Capacities**  
500 gr coffee beans  
2.5 l water  
15 coffee grounds  
0.5 l drip tray
- Milk from steam wand**  
2 coffee cups simultaneously  
Hot water / steam wand  
Single circuit
- Cappuccinatore**  
Tuono on steam wand  
Siluro (optional)
- Ceramic blades



Lirika



- Capacities**  
500 gr coffee beans  
2.5 l water  
15 coffee grounds  
0.5 l drip tray
- Milk from steam wand**  
2 coffee cups simultaneously  
Hot water / steam wand  
Single circuit
- Cappuccinatore**  
Pannarello on steam wand  
Tuono or Siluro (optional)
- Ceramic blades



AULIKA. A CLOSE LOOK.



Cappuccinatore  
removable and  
washable

Steel conical blades

Base for accessories  
and coffee grounds extra capacity  
(Top version)

Brewing unit  
removable  
and washable

2 circuits  
2 pumps

Stylish design  
with stainless steel inserts  
(Top High Speed Cappuccino version)

Graphic display  
with icons and  
text messages

Backlit buttons  
(Top High Speed Cappuccino version)



Double outlet Cappuccinatore  
(left and right - Top High Speed Cappuccino version)

Height-adjustable  
coffee spout  
(3 positions)

ROYAL GRAN CREMA. A CLOSE LOOK.



Cup warmer

Pre-ground coffee option

Integrated "Tuono" cappuccinatore

Steel conical blades



Graphic display with icons and text messages

Adjustable coffee aroma



Height-adjustable coffee spout (3 positions)

# Lirika

Lirika is a simple, compact and performing machine, ideal for the office and small Ho.Re.Ca. venues.

It has modern and essential lines, high capacity water and coffee tanks and is incredibly easy to use.

Lirika, Lirika Plus and Lirika OTC are the best expression of Saeco know-how, in three versions that offer a concentrated mix of top quality and performance.

The wide display (in the OTC version with completely redesigned icons) allows the user to choose espresso or coffee and hot water or steam delivered through an independent wand (steam not available in the OTC version).

They can also prepare creamy and tasty cappuccinos and latte macchiato, also with the “One Touch” system in Lirika OTC, thanks to the innovative “Pinless Wonder” cappuccinatore.

All the models are characterised by the pre-brewing system, a Class A boiler, ceramic blades and a removable brewing unit (with aroma intensity calibration in the OTC and Plus versions), to facilitate cleaning and maintenance activities.





LIRIKA. A CLOSE LOOK.

Mini-Clean function  
(OTC version)

Height-adjustable  
coffee spout  
(2 positions)

Adjustable coffee aroma  
(OTC and Plus versions)

Cappuccinatore  
removable and washable  
(OTC version)

Brewing unit  
removable and washable

Hot water dispenser  
(OTC version)

Graphic display  
with icons

User-friendly  
professional interface



Antitouch  
stainless steel  
finishing

Very slim  
(only 21.5 cm wide)

TECHNICAL DATA



Aulika Top / Top RI  
High Speed Cappuccino



Aulika Office



Aulika Focus

Structural specifications			
Dimensions (w x h x d)	334 x 574 x 452 mm	334 x 574 x 452 mm	334 x 380 x 452 mm
Weight	23 kg	23 kg	15 kg
Colour	dark grey / black	black	dark grey
Coffee grounds extra capacity base	standard equipment* (metal / silver ABS)	standard equipment* (metal / black ABS)	no
Base-integrated accessories drawer	standard equipment	standard equipment	no
Electrical specifications			
Power supply	220-240 V/50-60 Hz	220-240V / 50 Hz	220-240-120 V/50-60 Hz
Absorbed power	1400 W	1400 W	1400 W
Water specifications			
Hydraulic system	2 circuits (double boiler + double pump)	1 circuit (1 boiler + 1 pump)	2 circuits (double boiler + double pump)
Hot water / steam wand	independent	independent	independent
Water connections			
Water supply	independent tank (Top version) - water supply (RI version)	independent tank	independent tank
Water supply connection	optional (with the water supply kit - Top version) - standard equipment, 3/4" (RI version)	no	no
Capacities			
Coffee beans container	1 kg	1 kg	350 gr
Water tank	4 l, removable	4 l, removable	2.2 l, removable
Coffee grounds container	40	40	18
Other specifications			
Cappuccinatore	Pinless Wonder; completely automatic, mounted on the machine nose	no	Pinless Wonder; completely automatic, mounted on the machine nose
High Speed Cappuccino	yes	no	no
Coffee grinder	with steel conical blades	with steel conical blades	with steel conical blades
Grinder setting	manual, 8 levels	manual, 8 levels	manual, 8 levels
Coffee strength adjustment	manual, from 6 to 10 gr in 6 steps	manual, from 6 to 10 gr in 6 steps	manual, from 6 to 10 gr in 6 steps
Electronic pre-infusion	yes	yes	yes
Simultaneous dispensing of 2 coffee cups	yes	yes	yes
Coffee dispenser height adjustment	yes (85-105 mm)	yes (85-105 mm)	yes (85-105 mm)
Possibility of using latte macchiato glasses (14 cm)	yes, with dispenser in rear position	yes, with dispenser in rear position	yes, with dispenser in rear position
Interface			
Graphic display with icons and text messages	yes	yes	yes (with icons and text messages)
One touch cappuccino / latte macchiato	yes	no	yes
Certification			
Approval pursuant to the 60335-2-75 professional standard	yes	yes	yes
Payment systems			
Compatibility with payment systems	yes	yes	no
Possibility to install the cappuccinatore on the right or the left side	yes	no	no



Royal Gran Crema



Lirika OTC



Lirika Plus



Lirika

Structural specifications				
Dimensions (w x h x d)	336 x 380 x 450 mm	215 x 370 x 429 mm	215 x 370 x 429 mm	215 x 370 x 429 mm
Weight	15 kg	8 kg	8 kg	8 kg
Colour	black	dark grey	silver / black	black
Coffee grounds extra capacity base	no	no	no	no
Base-integrated accessories drawer	no	no	no	no
Electrical specifications				
Power supply	220-240 V/50-60 Hz	220-240 V/50-60 Hz	220-240-120 V/50-60 Hz	220-240-120 V/50-60 Hz
Absorbed power	1850 W	1850 W	1850 W	1850 W
Water specifications				
Hydraulic system	single circuit	single circuit	single circuit	single circuit
Hot water / steam wand	independent	dedicated hot water wand (no steam)	with Tuono	with pannarello
Water connections				
Water supply	independent tank	independent tank	independent tank	independent tank
Water supply connection	no	no	no	no
Capacities				
Coffee beans container	350 gr	500 gr	500 gr	500 gr
Water tank	2.2 l, removable	2.5 l, removable	2.5 l, removable	2.5 l, removable
Coffee grounds container	18	15	15	15
Other specifications				
Cappuccinatore	Tuono on the steam wand	Pinless Wonder; completely automatic	Tuono on the steam wand	pannarello on the steam wand
High Speed Cappuccino	no	no	no	no
Coffee grinder	no	no	no	no
Grinder setting	manual, 7 levels	yes	yes	yes
Coffee strength adjustment	manual, from 6 to 10 gr in 7 steps	yes (light 6.5, medium 8, strong 10)	yes (light 6.5, medium 8, strong 10)	aroma fixed
Electronic pre-infusion	yes	yes	yes	yes
Simultaneous dispensing of 2 coffee cups	yes	yes	yes	yes
Coffee dispensers height adjustment	yes (85-145 mm removing the dispenser)	yes (105-145 mm)	yes (105-145 mm)	yes (105-145 mm)
Possibility of using latte macchiato glasses (14 cm)	yes, with dispenser in rear position	yes	yes	yes
Interface				
Graphic display with icons and text messages	yes (with icons and text messages)	yes	yes	yes
One touch cappuccino / latte macchiato	no	yes	no	no
Certification				
Approval pursuant to the 60335-2-75 professional standard	yes	yes	yes	yes
Payment systems				
Compatibility with payment systems	no	no	no	no
Possibility to install the cappuccinatore on the right or the left side	no	no	no	no

\*Supplied separately; installed by the operator

ACCESSORIES

Coin Box



Payment box to host a coin validator;  
compatible with Aulika Top High Speed  
Cappuccino.  
It includes key and internal coin collector box.

Technical data

Dimensions (w x h x d)	100 x 255 x 185 mm
Weight	2,54 kg

FR7L-N



Compressor Saeco Refrigerator FR7L-N to  
keep milk fresh, with a capacity of 7 litres.  
It can be combined with all the Aulika models,  
Focus version excluded.

Technical data

Dimensions (w x h x d)	220 x 376 x 452 mm
Weight	16 kg
Power supply	220-240 V/50 Hz
Power consumption	55 W
Capacity	7 l
Refrigerating unit	compressor



ACCESSORIES

Milk Cooler



Milk Cooler to keep milk fresh, with a capacity of 1 litre.  
The cooling is generated by a Peltier cooling system with no CFCs.  
It can be combined with both Aulika and Lirika models.

Technical data	
Dimensions (w x h x d)	150 x 215 x 190 mm
Weight	1.7 kg
Power supply	100-240 V/50-60 Hz
Power consumption	20 W
Capacity	1 l

Lirika Tuono Cappuccinatore



Tuono cappuccinatore to be mounted on the steam wand for the frothing of creamy cappuccinos and milk drinks.  
It can be used also in combination with the Milk Cooler:



AULIKA EVO

 **Saeco**



# Technical specifications.



## Technical data

### Structural specifications

	Aulika Evo Top	Aulika Evo Office	Aulika Evo Focus	Aulika Evo Black
Dimensions (w x h x d)	334 x 574 x 452 mm	334 x 574 x 452 mm	334 x 380 x 452 mm	334 x 380 x 452 mm
Weight	22 kg	22 kg	14 kg	14 kg
Colour	black - blue paint on front	black - blue paint on front	black, blue paint on dispenser nose	black, blue paint on dispenser nose
Coffee grounds extra capacity base	standard equipment (black ABS)	standard equipment (black ABS)	no	no
Base-integrated accessories drawer	standard equipment	standard equipment	no	no

### Electrical specifications

Power supply	230 V/50 Hz	230 V/50 Hz	230 V/50 Hz	230 V/50 Hz
Absorbed power	1400 W	1400 W	1400 W	1400 W

### Water specifications

Hydraulic system	2 circuits (double boiler + double pump)	single circuit	2 circuits (double boiler + double pump)	single circuit
Hot water / steam wand	independent	independent	independent	independent

### Water connections

Water supply	independent tank (Evo Top version) - water supply (Evo Top RI version)	independent tank	independent tank	independent tank
Water supply connection	yes, specific machine version	no	no	no

### Capacities

Coffee beans container	1 kg	1 kg	500 gr	500 gr
Water tank	4 l	4 l	2.5 l	2.5 l
Coffee grounds container	40	40	18	18

### Other specifications

Cappuccinatore	Pinless Wonder; completely automatic, mounted on the machine nose	no	Pinless Wonder; completely automatic, mounted on the machine nose	no
High Speed Cappuccino	yes	no	no	no
Coffee grinder	with steel conical blades	with steel conical blades	with steel conical blades	with steel conical blades
Grinder setting	manual, 7 levels	manual, 7 levels	manual, 7 levels	manual, 7 levels
Coffee strength adjustment	manual, from 6 to 10 gr in 6 steps	manual, from 6 to 10 gr in 6 steps	manual, from 6 to 10 gr in 6 steps	manual, from 6 to 10 gr in 6 steps
Electronic pre-infusion	yes	yes	yes	yes
Simultaneous dispensing of 2 coffee cups	yes	yes	yes	yes
Coffee dispenser height adjustment	yes (85-105 mm)	yes (85-105 mm)	yes (85-105 mm)	yes (85-105 mm)
Possibility of using latte macchiato glasses (14 cm)	yes	yes	yes	yes

### Interface

Graphic display with icons and text messages	yes	yes	yes	yes
One touch cappuccino / latte macchiato	yes	no	yes	no

### Payment systems

Compatibility with payment systems	yes	yes	no	no
Possibility to install the cappuccinatore on the right or on the left side	yes	no	yes	no



# AULIKA EVO



## Highlights

Aulika Evo Top

- One Touch milk
  - High Speed milk
  - hot water
  - high capacities
- double boiler, double pump
  - steel conical blades
  - optional water supply connection
  - compatibility with payment systems

Cleaning and maintaining for the Aulika Evo range are easy, thanks to the presence of a complete set of Maintenance Accessories supplied with the machines, including a water filter, lubricating grease and cleaning tablets for the brewing unit.

## Accessories to complete your Aulika Evo



**FR7L-N Fridge**



**Milk Cooler**



**Coin Box**



*ROYAL*

 **Saeco**







*ROYAL*

## MORE SPECIAL FEATURES

A bold design. A stylish image. Professional and functional components.  
A capacitive interface with photo-realistic images and an iconographic display make  
choosing beverages easier and provide the machine with a futuristic style.

High performances and high-tech look. Royal is all this and more.  
And it suits every workplace perfectly, from the most elegant to the most informal.



**Shining details.**





## TECHNICAL SPECIFICATIONS



Technical data	Royal OTC	Royal Plus	Royal Black
<b>Structural specifications</b>			
Dimensions (w x h x d)	280 x 398 x 460 mm	280 x 398 x 460 mm	280 x 398 x 460 mm
Weight	10 kg	10 kg	10 kg
Colour	matt black	matt black	matt black
<b>Electrical specifications</b>			
Power supply	230 V/50 Hz	230 V/50 Hz	230 V/50 Hz
Absorbed power	1400 W	1400 W	1400 W
<b>Water specifications</b>			
Hydraulic system	single circuit	single circuit	single circuit
Hot water / steam nozzle	independent	independent	independent
<b>Water connections</b>			
Water supply	independent tank	independent tank	independent tank
Water supply connection	no	no	no
<b>Capacities</b>			
Coffee beans container	600 gr	600 gr	600 gr
Water tank	2.5 l	2.5 l	2.5 l
Coffee grounds container	18	18	18
<b>Other specifications</b>			
Cappuccinatore	yes	yes (semiautomatic)	no
Coffee grinder	with steel conical blades	with steel conical blades	with steel conical blades
Grinder setting	manual, 8 levels	manual, 8 levels	manual, 8 levels
Coffee strength adjustment	manual, from 6 to 10 gr; 7 levels	manual, from 6 to 10 gr; 7 levels	manual, from 6 to 10 gr; 7 levels
Electronic pre-infusion	yes	yes	yes
Coffee dispenser height adjustment	yes (75-160 mm)	yes (75-160 mm)	yes (75-160 mm)
Possibility to install the cappuccinatore on the right or the left side	yes	no	no
<b>Interface</b>			
Graphic display with icons and text messages	yes	yes	yes
One touch cappuccino / latte macchiato	yes	no	no



## Highlights

---

- **Capacitive interface with photo-realistic icons**
- **Removable brewing unit**
- **Steel conical blades**
- **Height-adjustable dispenser**
- **Independent hot water nozzle**
- **Leading-edge electronics pre-engineered for Bluetooth connectivity**

## Accessories

---



FR7L-N Fridge



Milk Cooler



## SE 50 Professional Coffee Machine

### Description

SE 50 is the perfect solution for locations where low consumption and small space are important. It has a strong, solid stainless steel body, easy to clean, and an always heated brewing unit thanks to the "triple thermoblock" technology: 3 independent boilers for the coffee, water and steam circuits.

### Main characteristics

- Professional performance, compact, strong and long lasting machine, with a solid stainless steel body
- Heated dispenser, to maintain the ideal temperature and an always ready machine
- Three thermoblock boilers and a pressure gauge
- Single or double espresso, whose quantity can be programmed or determined manually with a lever
- Simultaneous coffee and steam delivery
- LCD display that provides the opportunity of setting the coffee dispensing and of managing the cleaning and descaling cycles

**Technical Data****SE 50****Structural characteristics**

Dimensions (w x h x d)	280 x 477 x 425 mm
Weight	20 kg
Body material	stainless steel
Chassis material	stainless steel

**Electrical characteristics**

Power supply	220-230 V/50-60 Hz
Absorbed power	2600 W
Cup warmer	•

**Hydraulic characteristics**

Boiler	3 thermoblock
Boiler material	stainless steel
Independently heated stainless steel units	1
Swivel steam spout	•
Swivel hot water dispenser	•
Boiler and pump pressure gauge	•
Delivery pressure gauge	•

**Water connections**

Water supply	autonomous tank
--------------	-----------------

**Other characteristics**

Number of selections	2
Removable autonomous tank	• (2.5 l)
Level sensor for water tank	•
Removable drip tray	•
Washing/Cleaning function	•
LCD display	•
Adjustable feet	•

**Included accessories**

Metal cup warming grid	•
Tamper	•
Carafe	• (600 ml – stainless steel)
Blind filter (rubber disc for cleaning)	•
Ground coffee measuring spoon	•
Single cup filter	•
Two-cup filter	•

**CE approved**